































96xx Icons – Phone, Call Log, Contacts

Phone Screen	Show status of your calls
	Incoming call. (Displayed on ringing line.)
	Active call. (The call you're currently talking on.)
	Hold. Call on hold.
	Conference. Active conference in progress.
	Conf hold. Conference call on hold.
	Idle line. Identifies idle line on 9650 (aux buttons) and SBM24.
	Bridged in use. Owner of the line is on the phone.
Call Log	Type of call
	Call Log entry for incoming call to your phone.
	Call Log entry for outgoing call made from your phone.
	Missed call - call that was not answered, or forwarded to voicemail.
	Call on a bridged line. (Only if you have bridged appearances.)
Contacts	Type of contact
	General (default) icon for Contacts entries.
	Icon to identify home telephone number for contact.
	Mobile phone number for contact.
	Work/business phone number.

96xx Icons – Status, Volume, Other

Status	General status information – on top line.
	Your calls are being forwarded: <i>Call Forward</i> or <i>Send All Calls</i> active.
	EC500 feature is active.
	New missed calls have arrived.
	Ringer is turned off. Use Volume adjustment to turn it back on.
	No one is logged in to phone.
Volume	What you're adjusting – handset, headset, speaker, ringer.
	Adjusting handset volume.
	Adjusting headset volume.
	Adjusting speaker volume.
	Adjusting ringer volume.
	Ringer volume is turned off.
Other	Navigation and text entry mode
	Press right/left arrow for alternatives
	Title case: First letter of each word is upper case.
	Lower case: All letters lower case.
	Upper case: All letters upper case.
	Numeric: Pressing dialpad key enters the number on the key.